

VIRGINIA LIBRARIES

OUTCOMES REPORT 2024-2025

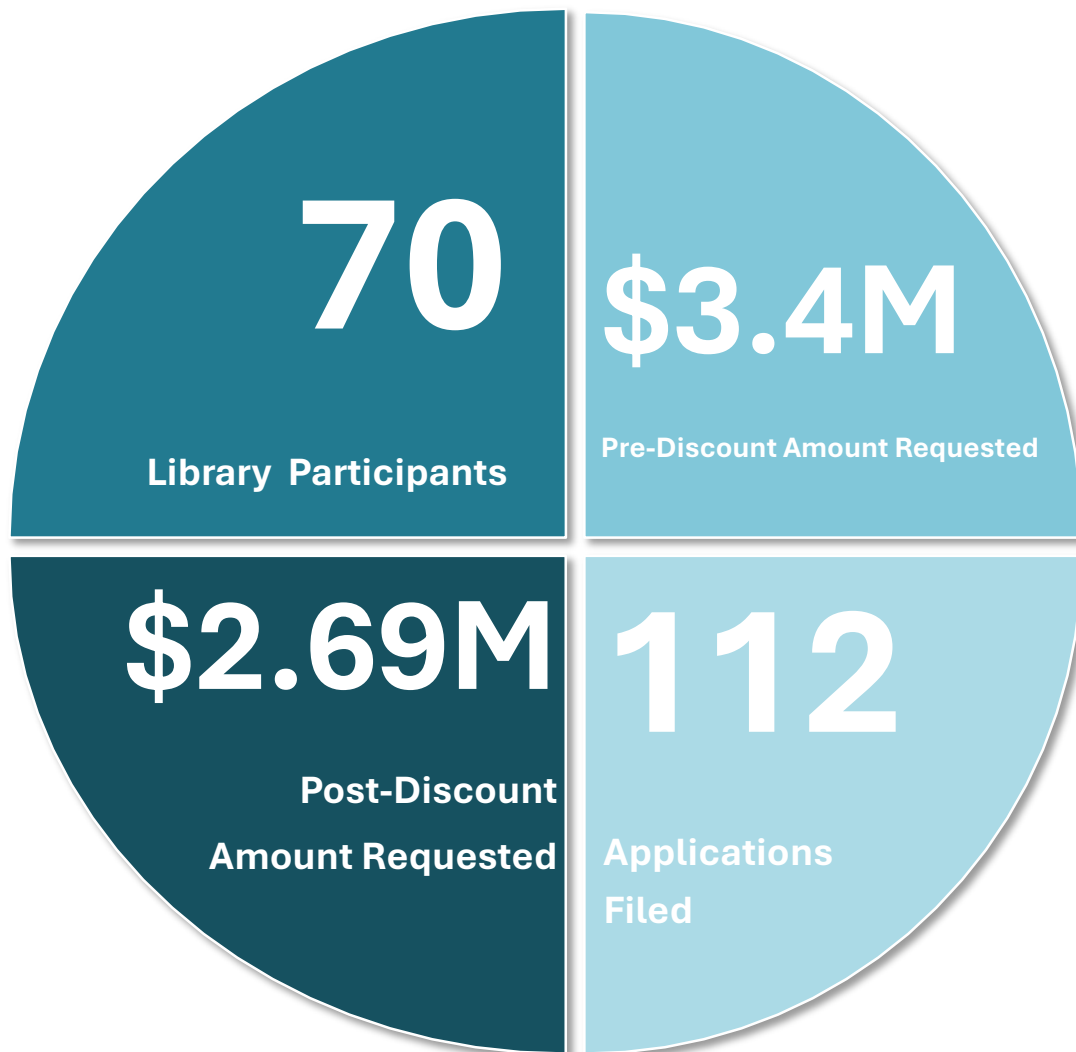
(E-Rate Funding Year 2025-2026)



E-RATE CENTRAL
—SIMPLIFYING E-RATE—

Virginia Libraries

Outcomes Report 2024-2025
(E-Rate Funding Year 2025-2026)



E-RATE CENTRAL
—SIMPLIFYING E-RATE—

valibraries@e-ratecentral.com



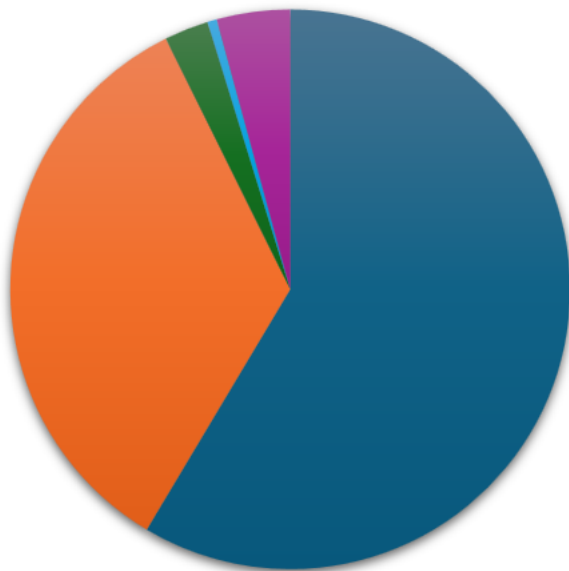
Virginia Libraries

Outcomes Report 2024-2025 (E-Rate Funding Year 2025-2026)

FY2025-26 Funding Requested by Service Type

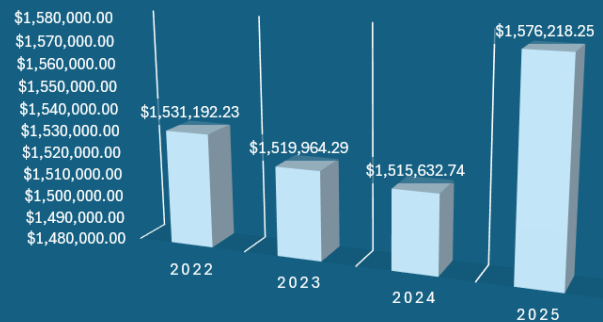
Data Transmission and/or Internet Access	Internal Connections	Managed Internal Broadband Services	Basic Maintenance of Internal Connections	WiFi Hotspot Equipment and Services
\$1,576,218.25	\$917,932.72	\$68,552.57	\$14,800.45	\$113,820.28

Requests by Service Type



- Data Transmission and/or Internet Access
- Internal Connections
- Managed Internal Broadband Services
- Basic Maintenance of Internal Connections
- WiFi Hotspot Equipment and Services

CATEGORY 1 INTERNET AND/OR DATA TRANSMISSION



E-RATE CENTRAL
—SIMPLIFYING E-RATE—

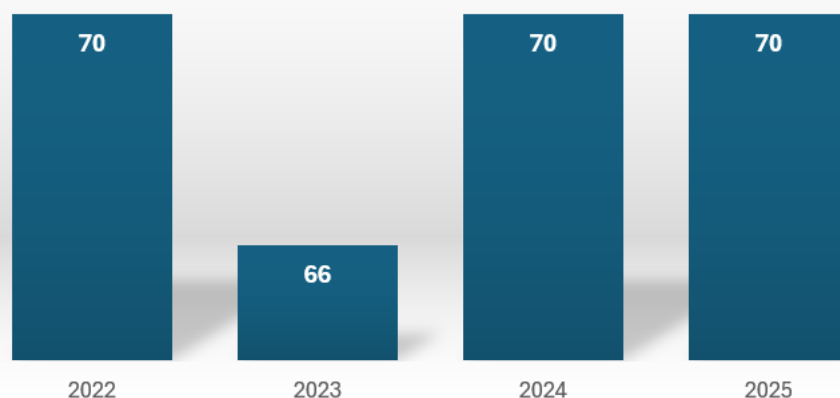
valibraries@e-ratecentral.com



Virginia Libraries

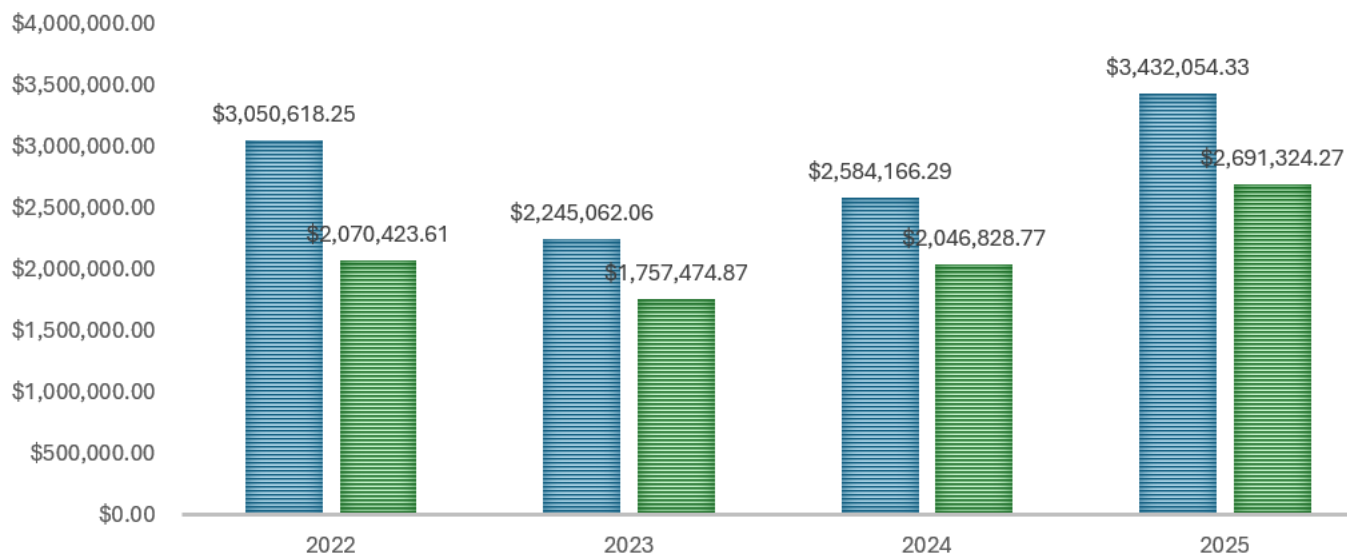
Outcomes Report 2024-2025 (E-Rate Funding Year 2025-2026)

Library Participants



FY2022-25

■ Total Pre-Discount ■ Total Requested



E-RATE CENTRAL
—SIMPLIFYING E-RATE—

valibraries@e-ratecentral.com



Virginia Libraries

Outcomes Report 2024-2025 (E-Rate Funding Year 2025-2026)

Funding Comparison

SUM OF TOTAL PRE-DISCOUNTED AMOUNT

FUNDING YEAR	Data Transmission and/or Internet Access	Internal Connections	Managed Internal Broadband Services	Basic Maintenance of Internal Connections	WiFi Hotspot Equipment and Services*	Grand Total
2022	\$2,076,188.04	\$924,173.78	\$20,040.00	\$30,216.43	n/a	\$3,050,618.25
2023	\$1,944,996.34	\$258,726.87	\$20,040.00	\$21,298.85	n/a	\$2,245,062.06
2024	\$1,924,956.94	\$576,570.43	\$51,820.08	\$30,818.84	n/a	\$2,584,166.29
2025	\$1,974,420.68	\$1,213,319.49	\$86,159.28	\$22,572.66	\$135,582.22	\$3,432,054.33
Grand Total	\$7,920,562.00	\$2,972,790.57	\$178,059.36	\$104,906.78	\$135,582.22	\$11,311,900.93

SUM OF TOTAL REQUESTED E-RATE DISCOUNTS

FUNDING YEAR	Data Transmission and/or Internet Access	Internal Connections	Managed Internal Broadband Services	Basic Maintenance of Internal Connections	WiFi Hotspot Equipment and Services*	Grand Total
2022	\$1,531,192.23	\$509,337.04	\$13,110.00	\$16,784.34	n/a	\$2,070,423.61
2023	\$1,519,964.29	\$209,473.99	\$14,196.00	\$13,840.59	n/a	\$1,757,474.87
2024	\$1,515,632.74	\$466,913.69	\$39,459.05	\$24,823.29	n/a	\$2,046,828.77
2025	\$1,576,218.25	\$917,932.72	\$68,552.57	\$14,800.45	\$113,820.28	\$2,691,324.27
Grand Total	\$6,143,007.51	\$2,103,657.44	\$135,317.62	\$70,248.67	\$113,820.28	\$8,566,051.52

**While newly eligible in FY2025, it is uncertain if funding for WiFi hotspots and associated services will be committed.