

# **VIRGINIA LIBRARIES**

## **OUTCOMES REPORT 2025-2026**

*(E-Rate Funding Year 2026-2027)*

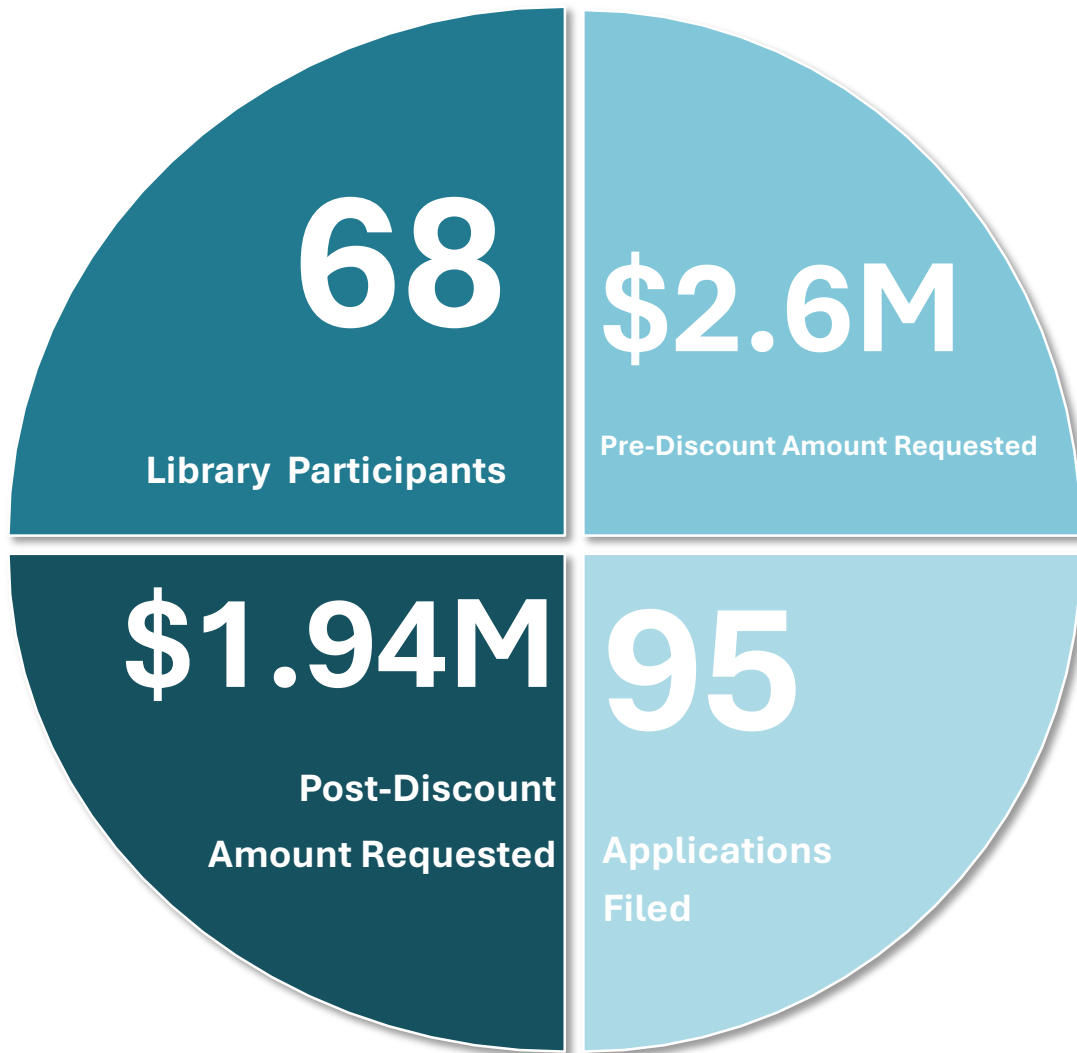


**E-RATE CENTRAL**  
—SIMPLIFYING E-RATE—

# Virginia Libraries

Outcomes Report 2025-2026

*(E-Rate Funding Year 2026-2027)*



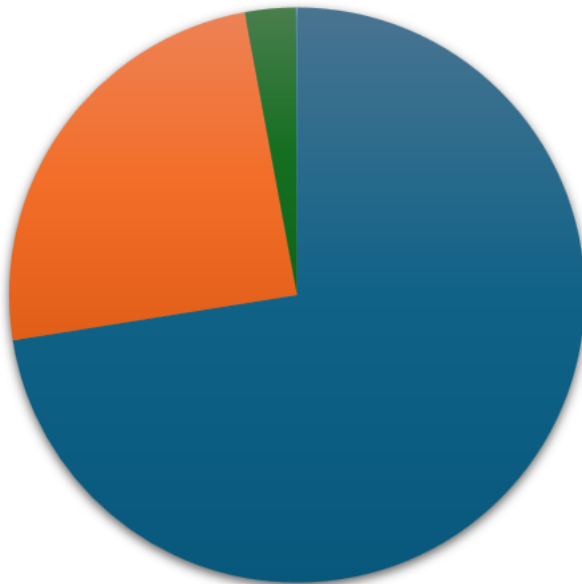
# Virginia Libraries

Outcomes Report 2025-2026  
*(E-Rate Funding Year 2026-2027)*

## FY2026–27 Funding Requested by Service Type

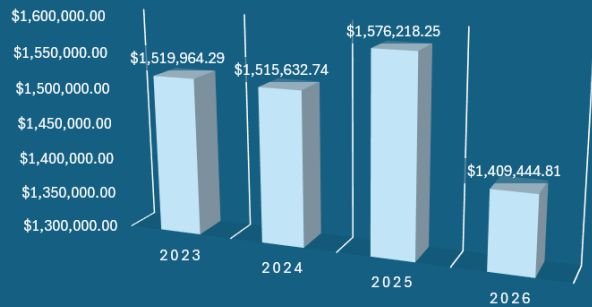
Data Transmission and/or Internet Access	Internal Connections	Managed Internal Broadband Services	Basic Maintenance of Internal Connections
\$1,409,444.81	\$478,704.54	\$55,592.47	\$966.08

### Requests by Service Type



- Data Transmission and/or Internet Access
- Internal Connections
- Managed Internal Broadband Services
- Basic Maintenance of Internal Connections

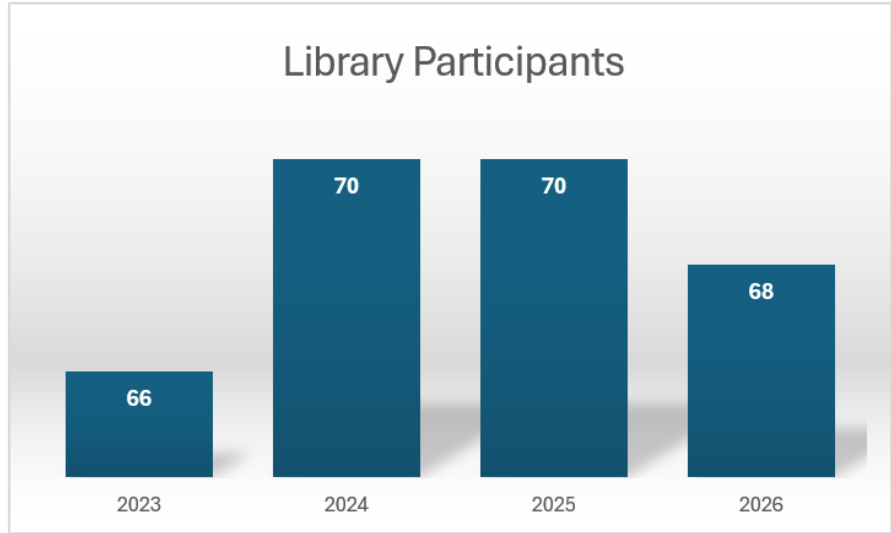
### CATEGORY 1 INTERNET AND/OR DATA TRANSMISSION



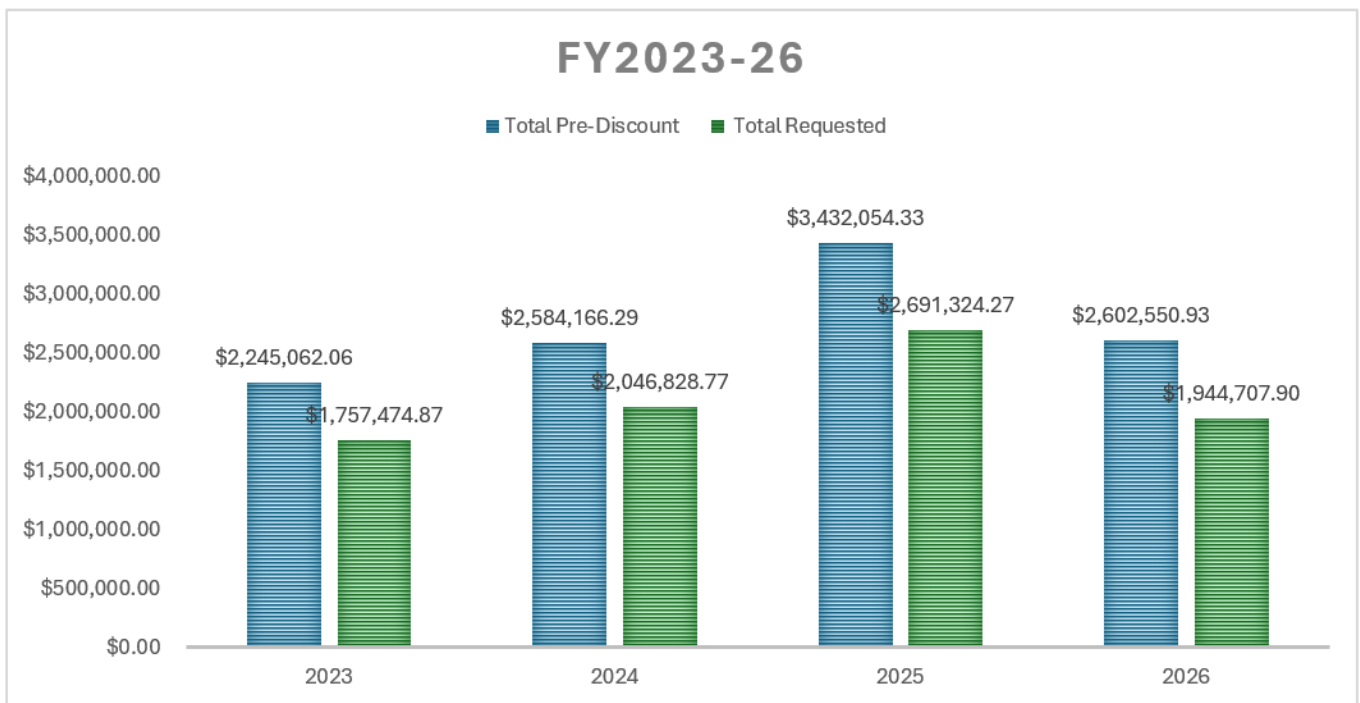
# Virginia Libraries

## Outcomes Report 2025-2026 (E-Rate Funding Year 2026-2027)

### Library Participants



### FY2023-26



# Virginia Libraries

Outcomes Report 2025-2026  
(E-Rate Funding Year 2026-2027)

## Funding Comparison

### SUM OF TOTAL PRE-DISCOUNTED AMOUNT

FUNDING YEAR	Data Transmission and/or Internet Access	Internal Connections	Managed Internal Broadband Services	Basic Maintenance of Internal Connections	Grand Total
2023	\$1,944,996.34	\$258,726.87	\$20,040.00	\$21,298.85	\$2,245,062.06
2024	\$1,924,956.94	\$576,570.43	\$51,820.08	\$30,818.84	\$2,584,166.29
2025	\$1,974,420.68	\$1,213,319.49	\$86,159.28	\$22,572.66	\$3,432,054.33
2026	\$1,763,262.74	\$766,422.72	\$70,096.80	\$2,768.67	\$2,602,550.93
<b>Grand Total</b>	<b>\$7,607,636.70</b>	<b>\$2,815,039.51</b>	<b>\$228,116.16</b>	<b>\$77,459.02</b>	<b>\$10,863,833.61</b>

### SUM OF TOTAL REQUESTED E-RATE DISCOUNTS

FUNDING YEAR	Data Transmission and/or Internet Access	Internal Connections	Managed Internal Broadband Services	Basic Maintenance of Internal Connections	Grand Total
2023	\$1,519,964.29	\$209,473.99	\$14,196.00	\$13,840.59	\$1,757,474.87
2024	\$1,515,632.74	\$466,913.69	\$39,459.05	\$24,823.29	\$2,046,828.77
2025	\$1,576,218.25	\$917,932.72	\$68,552.57	\$14,800.45	\$2,691,324.27
2026	\$1,409,444.81	\$478,704.54	\$55,592.47	\$966.08	\$1,944,707.90
<b>Grand Total</b>	<b>\$6,021,260.09</b>	<b>\$2,073,024.94</b>	<b>\$177,800.09</b>	<b>\$54,430.41</b>	<b>\$8,326,515.53</b>

